

RANGER XP 900 EPS



ENGINE & DRIVETRAIN

Displacement / Engine Type	875 cc / 4-Stroke Twin Cylinder
Drive System	True On-Demand AWD/2WD/VersaTrac Turf Mode
Horsepower / Torque	68 hp @ 6750 RPM / 72 Nm @ 6500 RPM

SUSPENSION

Front Suspension	Dual A-Arm with 25.4 cm Travel
Rear Suspension	Dual A-Arm, IRS 25.4 cm Travel
Front / Rear Tyres	25 x 10-12; 489 / 25 x 11-12; 489
Wheels	Stamped Steel

DIMENSIONS

Dump Box Capacity	454 kg
Towing Capacity	907 kg
Fuel Capacity	37.9 L
Ground Clearance	30.5 cm
Vehicle Size (L x W x H)	296 x 152 x 193 cm
Payload Capacity	680 kg
Passenger Capacity	3
Wheelbase	206 cm
Dry Weight	606 kg

ADDED FEATURES

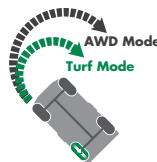
Seat Belt Interlock	Governs speed to 24 km/h when the driver's Seat Belt is not engaged.
Speed Key Ready	This model can readily accept the Speed Key Accessory. Speed Key governs speed to 40 km/h
Steering	Electronic Power Steering



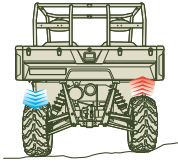
68 HP



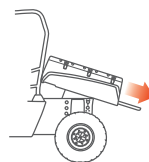
ON DEMAND TRUE ALL-WHEEL-DRIVE (AWD)



UNLOCKING REAR DIFF



IRS WITH 25.4CM OF TRAVEL



DUMP BOX CAPACITY - 454KG



SEAT BELT INTERLOCK



SPEED KEY READY



ELECTRONIC POWER STEERING