

# RANGER EV (ELECTRIC VEHICLE)



## ENGINE & DRIVETRAIN

Motor Type	Single 48-Volt, High-Efficiency, AC-Induction Motor
Drive System	True On-Demand AWD/2WD/Turf Mode
Horsepower	30 hp

## SUSPENSION

Front Suspension	MacPherson Strut with 22.9 cm Travel
Rear Suspension	Dual A-Arm, IRS with 22.9 cm Travel
Front / Rear Tyres	25 x 9-12; Carlisle / 25 x 9-12; Carlisle
Wheels	Stamped Steel

## DIMENSIONS


Dump Box Capacity	226.8 kg
Towing Capacity	680 kg
Battery Capacity	Traditional Lead-Acid
Ground Clearance	25.4 cm
Vehicle Size (L x W x H)	279 x 147 x 185 cm
Payload Capacity	454 kg
Passenger Capacity	2
Wheelbase	182.9 cm
Dry Weight	783 kg



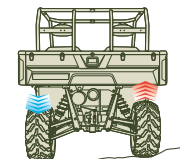
30 HP




ON DEMAND TRUE ALL-WHEEL-DRIVE (AWD)



UNLOCKING REAR DIFF



IRS WITH 22.9CM OF TRAVEL



DUMP BOX CAPACITY - 227KG



ZERO EMISSIONS  
= WORK INDOORS



PLUG IN ELECTRIC